

**FIDDLER'S CREEK  
COMMUNITY DEVELOPMENT  
DISTRICT #2**

**REGULAR MEETING  
AGENDA**

**December 17, 2008**

## Fiddler's Creek Community Development District #2

6131 Lyons Road, Suite 100 • Coconut Creek, Florida 33073

Phone: (954) 426-2105 • Fax: (954) 426-2147 • Toll-free: (877) 276-0889

December 10, 2008

Board of Supervisors  
Fiddler's Creek Community Development District #2

Dear Board Members:

The Board of Supervisors of the Fiddler's Creek Community Development District #2 will hold a Regular Meeting on **Wednesday, December 17, 2008 at 9:00 a.m.**, at the **Fiddler's Creek Club and Spa, 3470 Club Center Boulevard, Naples, Florida 34114**. The agenda is as follows:

1. Call to Order/Roll Call
2. Discussion of Candidates to Fill Unexpired Term of Supervisor Diane Matire, Who Resigned 11/19/08; Term Expires 2011 (*tabled at November 19, 2008 Regular Meeting*)
  - Consider Moving Supervisor Robertson From Current Seat #1 (Expires 11/2009) To Supervisor Matire's Seat #3 and Review Appointment for Next Vacancy
3. Discussion: Analysis on Potential Security/Patrol Vehicles
4. Report: Quarterly Testing at Gatehouse – Quarter 3 Test (December 08)
5. Approval of **November 19, 2008** Regular Meeting Minutes
6. Staff Reports
  - a. Attorney
  - b. Engineer
  - c. Manager
    - i. Unaudited Financial Statements as of November 30, 2008
    - ii. **NEXT MEETING DATE: January 28, 2009, 9:00 A.M.**
  - d. Operations Manager
7. Audience Comments/Supervisors' Requests
8. Adjournment

Should you have any questions, please do not hesitate to contact me directly at (239) 464-7114.

Sincerely,



Chesley E. Adams, Jr.  
District Manager

For anyone unable to attend in person, a toll-free call-in number of **1-888-354-0094** has been established.

Please input the conference ID of **8593810#**. You will be placed on hold until the moderator calls in and all parties are joined on the same line.

CA:dg



**Fiddler's Creek**  
Vehicle Cost and Comparison Analysis

<u>Category</u>	<u>Vehicle Description</u>	<u>Initial</u>		<u>Annual Operating</u>			<u>Per Mile</u>
		<u>Vehicle Cost</u>	<u>MPG</u>	<u>Fuel Cost</u>	<u>R &amp; M Costs</u>	<u>Total</u>	
Large	Ford Crown Victoria Police Interceptor PKg.	\$22,108	16	\$13,750	\$4,895	\$18,645	\$0.17
	Dodge Magnum Police Vehicle	\$22,999	15	\$14,667	\$4,895	\$19,562	\$0.18
	Ford Taurus	\$21,636	18	\$12,222	\$4,895	\$17,117	\$0.16
Mid-Sized	Dodge Stratus	\$12,338	19	\$11,579	\$4,528	\$16,107	\$0.15
Small	Ford Focus	\$10,721	24	\$9,167	\$4,528	\$13,695	\$0.12
Hybrid	Ford Escape	\$28,687	34	\$6,471	\$4,528	\$10,999	\$0.10
	Toyota Prius	\$22,775	45	\$4,889	\$4,528	\$9,417	\$0.09

**Assumptions:**

- 110000 Miles per year driven
- \$2.00 Price per gallon of fuel
- \$30 Cost of Oil Change (every 3k miles)
- \$35 Tire Rotation and Balance (every 10k miles)
- \$150 Transmission service (every 30k miles)
- \$150 Tire Replacement/balance/disposal large vehicle (every 30k miles)
- \$125 Tire Replacement/balance/disposal medium/small and hybrid vehicle (every 40k miles)
- \$300 Brake Service (every 50k miles)

**Notes:** These assumptions only take into consideration known maintenance intervals and costs they do not address unforeseen events. (ie transmission or axle replacements etc.)

Other than the two large police vehicles, the other vehicles in this analysis are not specifically designed for high mileage.



VEHICLE ORDER CONFIRMATION

11/25/08 11:13:16

Dealer: F24480

Page: 1 of 1

=>

2009 CROWN VICTORIA

Order No: 0001 Priority: A3 Ord FIN: QA105 Order Type: 5B Price Level: 915

Ord Code: 720A Cust/Flt Name: LEF CO PO Number:

	RETAIL	DLR INV		RETAIL	DLR INV
P71 POLICE INTERCEP	\$26560	\$24915.00	58Z AM/FM SNGL DISC	\$185	\$161.00
WT VIBRANT WHT C/C			61H DECKLD REL IP/D	60	52.00
I CLTH BKYS/VNL R			96A FRT MLDG INSTLL	30	26.00
L MED LT STONE			SP DLR ACCT ADJ		(1014.00)
720A ORDER CODE			SP FLT ACCT CR		(285.00)
.DUAL EXHAUST			4 U.S. GAL GAS		12.52
.17" STEEL SPARE			84A NET INV FLT OPT	NC	7.00
.MANUAL AIR COND			DEST AND DELIV	875	875.00
.ENG IDLE METER			TOTAL BASE AND OPTIONS	28120	25107.52
99V .4.6L OHC FFV VB	NC	NC	TOTAL	28120	25107.52
44Q .ELEC AOD TRANS	NC	NC	*THIS IS NOT AN INVOICE*		
TC1 .P235/55R17 BSW	NC	NC			
45C 3.27 RATIO-TRAC	125	109.00			
51A DRV SDE SPT LMP	190	166.00			
53M NOISE SUPPRESS	95	83.00			

F1=Help F2=Return to Order F3/F12=Veh Ord Menu  
 F4=Submit F5=Add to Library

S099 - PRESS F4 TO SUBMIT

QC048451

22108.00

2013

2009 Ford Crown Victoria FFV

**Flex-fuel Vehicle**  
Use Your Gas Prices & Annual Miles



Compare side-by-side

Switch Units:  
Gallons/100 Miles  
Liters/100 km

New EPA MPG

New MPG tests are more realistic

E85		GASOLINE	
12	14	17	19
City		City	
Hwy		Hwy	
Combined		Combined	

MPG Estimates from Drivers Like You

User fuel economy estimates are not yet available for this vehicle.

Learn more about "Your MPG"

Fuel Economics

Cost to Drive 25 Miles	\$5.04	\$2.38
Fuel to Drive 25 Miles	1.79 gal	1.32 gal
Annual Fuel Cost*	\$3020	\$1428

Based on 45% highway, 55% city driving, 15000 annual miles and a fuel price of \$ 1.81 per gallon of gasoline and \$2.82 per gallon of E85 . Use Your Gas Prices & Annual Miles

Energy Impact Score

Annual Petroleum Consumption  
(1 barrel=42 gallons)

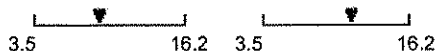
E85	GASOLINE
5.7 barrels/year	18.0 barrels/year

Carbon Footprint

Annual Tons of CO<sub>2</sub> Emitted

E85	GASOLINE
7.9	9.6

Personalize Annual Miles



EPA Air Pollution Score

Air Pollution Score

Not Available

Safety

NA

Range (miles)

270 360

Size Class

Large Cars

Engine Size (liters)

4.6

Cylinders

8

Transmission

Automatic 4-spd

Drive

Rear-Wheel Drive

Gas Guzzler

no

Turbocharger

no

Supercharger

no

Passenger Volume

107 ft<sup>3</sup> (4D)

Luggage Volume

21 ft<sup>3</sup> (4D)

Engine

RNG=360

Characteristics

Trans Characteristics

CLKUP



[Rate this Contract](#)  
[View Survey Results](#)

## 070-100-390 - Police Vehicle, Large, 4 Door Sedan (RWD)

<b>NOTE:</b>	<b>This detailed specification is not complete unless it is used in conjunction with all conditions of the Technical Specifications, Section 3.0</b>
<b>INTENDED USE</b>	<b>THIS IS STRICTLY A POLICE VEHICLE (PURSUIT/TRAFFIC CONTROL) AND SHOULD BE USED ONLY BY LAW ENFORCEMENT POSITIONS FOR THIS PURPOSE.</b>
10	ENGINE: Gasoline engine, minimum 5.7L; standard alternator and battery; standard cooling system.
20	TRANSMISSION: Automatic.
30	AXLES: Standard axle ratio for specified engine/transmission combination. All speed traction control.
40	PERFORMANCE ITEMS: Standard instrumentation; power steering; power steering fluid cooler; dual front map lights, rear reading/courtesy and trunk light; heavy-duty suspension; certified speedometer, SEE TECHNICAL SPECIFICATIONS, PV-1. Rear windows inoperative from rear seat, rear door locks and handles deactivated. Dual spotlamp prep package, each spotlamp fused separately. Three pairs of twisted 18-gauge wiring for siren, speakers, or controls provided from interior to front bumper. Alternating head and taillamps. Center instrument panel stack power connector with three 20-amp fused battery feeds and three 20-amp fused ignition feeds.
50	COMFORT ITEMS: Air conditioning; all glass tinted; speed control. Front cloth bucket seats with vinyl rear seat; AM-FM radio with CD player; tilt steering wheel; inoperative dome light; rear window defogger.
60	SAFETY ITEMS: 4-wheel anti-lock brake system; power dual outside mirrors; power windows and door locks with keyless entry; daytime running lights; air bag(s), driver and passenger.
70	TIRES & WHEELS: Five (5) P225/60VR18 radial tires. Goodyear Eagle GT Speed Symbol "V" or approved equivalent. Full size spare; jack and lug wrench.

	Manufacturer's standard hub caps.
80	CHASSIS, FRAME, CAB: Minimum 120.0 inch wheelbase; heavy-duty vinyl floor covering; rear liftgate; front license plate bracket; all Manufacturer's standard colors.
60.75	CONDITIONS: Contractor shall provide a Manufacturer's printout (Chrysler "DIAL SYSTEM", Ford "DORA", "GM AutoBook", or approved equivalent) to verify the Vehicle bid meets all the requirements of this specification. Also, any dealer installed aftermarket components, if specified, must be noted on the Manufacturer's printout.
<b>COMMODITY NO.</b>	<b>DESCRIPTION</b>
<b>070-100-390</b>	<b>POLICE VEHICLE, LARGE, 4 DOOR SEDAN (RWD)</b>
MAKE:	<b>Dodge MagnumPolice Vehicle</b>
	<a href="https://www.fleet.chrysler.com/fleet/vehicles/pdf/charger_police.pdf">https://www.fleet.chrysler.com/fleet/vehicles/pdf/charger_police.pdf</a>
Western District	
CONTRACTOR	<b>Maroone Dodge LLC</b>
DISCOUNT*	<b>\$0</b>
MODEL	<b>LXDH49</b>
PRICE	<b>\$22,999.00</b>
Northern District	
CONTRACTOR	<b>Jack Caruso's Regency Dodge</b>
DISCOUNT*	<b>(\$25)</b>
MODEL	<b>LXDH49</b>
PRICE	<b>\$23,495.00</b>
Central District	
CONTRACTOR	<b>Maroone Dodge LLC.</b>
DISCOUNT*	<b>\$0</b>
MODEL	<b>LXDH49</b>
PRICE	<b>\$22,999.00</b>
Southern District	
CONTRACTOR	<b>Maroone Dodge LLC.</b>
DISCOUNT*	<b>\$0</b>
MODEL	<b>LXDH49</b>

### 2008 Dodge Magnum

Sorted by MPG (city), Click on column headings to resort

**Learn More About EPA's New MPG Tests!**

Select up to 4 models to compare

↓ Compare!	Model	New EPA MPG		Annual Fuel Cost	Carbon Footprint (tons/yr of CO <sub>2</sub> )	Air Pollution Score <small>All states except CA and NE states</small>
		city	hwy			
<input type="checkbox"/>	Dodge Magnum 6 cyl, 2.7 L, Automatic 4-spd, Regular	18	26	\$1292	8.7	
<input type="checkbox"/>	Dodge Magnum 6 cyl, 3.5 L, Automatic 4-spd, Regular	17	24	\$1358	9.2	
<input type="checkbox"/>	Dodge Magnum 6 cyl, 3.5 L, Automatic 5-spd, Regular	17	24	\$1358	9.2	
<input type="checkbox"/>	Dodge Magnum 8 cyl, 5.7 L, Automatic 5-spd, Regular	15	23	\$1510	10.2	
<input type="checkbox"/>	Dodge Magnum 8 cyl, 6.1 L, Automatic 5-spd, Premium	13	18	\$2081	12.2	

**Personalize....**

- Use your gas prices and Annual Miles
- Switch Units: Gallons/100 Miles, Liters/100 km
- Show Air Pollution Scores for CA and Northeast States

\* Based on 45% highway driving, 55% city driving, 15000 annual miles and the price of fuel used by the vehicle. You may personalize these values to reflect the price of fuel in your area and your own driving patterns.

The carbon footprint measures greenhouse gas emissions expressed in CO<sub>2</sub> equivalents. The estimates presented here are "full fuel-cycle estimates" and include the three major greenhouse gases emitted by motor vehicles: carbon dioxide, nitrous oxide, and methane. Full fuel-cycle estimates consider all steps in the use of a fuel, from production and refining to distribution and final use. Vehicle manufacture is excluded. (U.S. Department of Energy, GREET Model 1.7, Argonne National Laboratory)



==>

Dealer: F24480

2009 TAURUS

Page: 1 of 1

Order No: 0001 Priority: A1 Ord FIN: QA105 Order Type: 5B Price Level: 920

Ord Code: 110A Cust/Flt Name: LFF CO PO Number:

	RETAIL	DLR	INV	RETAIL	DLR	INV
P24 FWD SEL	\$26145	\$23980.00				
WS WHITE SUEDE						
C CLOTH BUCKETS						
L MED LIGHT STONE						
110A ORDER CODE						
99W .3.5L V6 DUR ENG	NC		NC			
44J .6-SPD AUTO TRAN	NC		NC			
T7B .P215/60R17 BSW	NC		NC			
JOB #2 ORDER						
942 RUNNING LIGHTS	50		44.00			
SP DLR ACCT ADJ			(966.00)			
SP FLT ACCT CR			(270.00)			
5 U.S. GAL GAS			15.65			
B4A NET INV FLT OPT	NC		7.00			
DEST AND DELIV	825		825.00			

TOTAL BASE AND OPTIONSS\$27020 \$23635.65  
TOTAL 27020 23635.65

\*THIS IS NOT AN INVOICE\*

F1=Help

F2=Return to Order

F3/F12=Veh Ord Menu

F4=Submit

F5=Add to Library

S099 - PRESS F4 TO SUBMIT

QC048451

21636.00

*30f3*


s-sears@Paul\_Judson.gallowayfamily.com

25-Nov-08 11:00:49 AM

### 2009 Ford Taurus FWD

Use Your Gas Prices & Annual Miles

Switch Units:  
Gallons/100 Miles  
Liters/100 km



Compare side-by-side



New EPA MPG

New MPG tests are more realistic



REGULAR GASOLINE

21 Combined

28 Hwy

MPG Estimates from Drivers Like You

User fuel economy estimates are not yet available for this vehicle.

[Learn more about "Your MPG"](#)

Fuel Economics

Cost to Drive 25 Miles **\$2.15**  
Fuel to Drive 25 Miles 1.19 gal  
Annual Fuel Cost\* \$1292



Based on 45% highway, 55% city driving, 15000 annual miles and a fuel price of \$ 1.81 per gallon . Use Your Gas Prices & Annual Miles

Energy Impact Score

Annual Petroleum Consumption  
(1 barrel=42 gallons)



16.3 barrels/year

Carbon Footprint

Annual Tons of CO<sub>2</sub> Emitted

8.7

Personalize Annual Miles



EPA Air Pollution Score

Air Pollution Score



[Show Scores for California and Northeast States](#)

[Show Detailed Air Pollution Information](#)

More about emissions....

- [What's the difference between air pollution and greenhouse gas emissions?](#)
- [Want more info? See EPA's Green Vehicle Guide](#)

<b>Safety</b>	NA
<b>Size Class</b>	Large Cars
<b>Engine Size (liters)</b>	3.5
<b>Cylinders</b>	6
<b>Transmission</b>	Automatic 6-spd
<b>Drive</b>	Front-Wheel Drive
<b>Gas Guzzler</b>	no
<b>Turbocharger</b>	no



[Rate this Contract](#)  
[View Survey Results](#)

## 070-200-300 - Mid Size Vehicle, 4 Door Sedan

<b>NOTE:</b>	<b>This detailed specification is not complete unless it is used in conjunction with all conditions of the Technical Specifications, Section 3.0</b>
<b>INTENDED USE</b>	<b>USED FOR GENERAL TRANSPORTATION NEEDS, AND FREQUENT TRANSPORTATION OF UP TO FOUR INDIVIDUALS.</b>
10	ENGINE: Gasoline engine, minimum 2.7L; standard alternator and battery; standard cooling system.
20	TRANSMISSION: Automatic.
30	AXLES: Standard axle ratio for specified engine/motor and transmission combination.
40	PERFORMANCE ITEMS: Power steering.
50	COMFORT ITEMS: Air conditioning; all glass tinted; AM-FM radio; cloth seating; speed control.
60	SAFETY ITEMS: 4-wheel anti-lock brake system; power windows and door locks; dual outside mirrors; daytime running lights; air bags, driver and passenger.
70	TIRES & WHEELS: Manufacturer's standard radial tires; standard spare tire and wheel; jack and lug wrench.
80	CHASSIS, FRAME, CAB: Wheelbase 106.0 inch minimum; 112.5 inch maximum; minimum 51.5 inch rear seat hip room; minimum trunk volume 14.0 cubic feet; body side molding; all Manufacturer's standard colors; floor mats, front and rear, color keyed.
90	CONDITIONS: Contractor shall provide a Manufacturer's printout (Chrysler "DIAL SYSTEM", Ford "DORA", "GM AutoBook", or approved equivalent) to verify the Vehicle bid meets all the requirements of this specification. Also, any dealer installed aftermarket components, if specified, must be noted on the Manufacturer's printout.
<b>COMMODITY NO.</b>	<b>DESCRIPTION</b>
<b>070-200-300</b>	<b>MID SIZE VEHICLE, 4 DR SDN (FWD)</b>



MAKE:	<b>Dodge Stratus</b>
	<a href="http://www.dodge.com/stratus_sedan/index.html?context=vehiclePage&amp;type=vehicleLink">http://www.dodge.com/stratus_sedan/index.html?context=vehiclePage&amp;type=vehicleLink</a>
Western District	
CONTRACTOR	<b>Jack Caruso,s Regency Dodge</b>
DISCOUNT*	<b>(\$75)</b>
MODEL	<b>JRDH41</b>
PRICE	<b>\$12,413.00</b>
Northern District	
CONTRACTOR	<b>Jack Caruso,s Regency Dodge</b>
DISCOUNT*	<b>(\$25)</b>
MODEL	<b>JRDH41</b>
PRICE	<b>\$12,338.00</b>
Central District	
CONTRACTOR	<b>Jack Caruso,s Regency Dodge</b>
DISCOUNT*	<b>(\$25)</b>
MODEL	<b>JRDH41</b>
PRICE	<b>\$12,343.00</b>
Southern District	
CONTRACTOR	<b>Jack Caruso,s Regency Dodge</b>
DISCOUNT*	<b>(\$75)</b>
MODEL	<b>JRDH41</b>
PRICE	<b>\$12,413.00</b>
	<b>*Discount for Vehicle picked up by ordering Eligible User at Contractor's place of business.</b>
Approximate delivery time required after receipt of order:	<b>120</b>
<b>070-200-300</b>	<b>MID SIZE VEHICLE, 4 DR SDN (FWD)</b>
<b>OPTIONS:</b>	
5001	Rain shields over door windows. Auto Ventshade Co., Weather Tech Weather Flectors or approved equivalent.
CODE	<b>RV\$</b>
PRICE	<b>\$88.00</b>

### 2006 Dodge Stratus 4 Door


Sorted by MPG (city), Click on column headings to resort

Select up to 4 models to compare


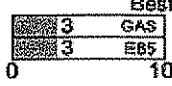
↓ Compare!	Estimated New MPG		Annual Fuel Cost	Carbon Footprint	Air Pollution Score
	city	hwy		(tons/yr of CO <sub>2</sub> )	All states except CA and NE states

<input type="checkbox"/>	Dodge Stratus 4 Door 4 cyl, 2.4 L, Automatic 4-spd, Regular					
compare ▶		20 city	27 hwy	\$1235	8.3	

Compare to Official EPA Window Sticker Fuel Economy

<input type="checkbox"/>	Dodge Stratus 4 Door 6 cyl, 2.7 L, Automatic 4-spd, FLEX-FUEL, Gasoline or E85					
compare ▶		Gas 19 city	25 hwy	\$1292	8.7	NA
		E85 14 city	19 hwy	\$2644	6.9	

Compare to Official EPA Window Sticker Fuel Economy

<input type="checkbox"/>	Dodge Stratus 4 Door 6 cyl, 2.7 L, Automatic 4-spd, FLEX-FUEL, Gasoline or E85					
compare ▶		Gas 19 city	25 hwy	\$1292	8.7	
		E85 14 city	19 hwy	\$2644	6.9	

Compare to Official EPA Window Sticker Fuel Economy



We have revised the 191 2007 MPG estimates to make them comparable the new 2008 estimate: Learn Mo

**Personalize....**

- Use your gas price and Annual Miles
- Switch Units: Gallons/100 Miles, Liters/100 km
- Show Air Pollution Scores for CA and Northeast States

\* Based on 45% highway driving, 55% city driving, 15000 annual miles and the price of fuel used by the vehicle. You may personalize these values to reflect the price of fuel in your area and your own driving patterns.

The carbon footprint measures greenhouse gas emissions expressed in CO<sub>2</sub> equivalents. The estimates presented here are "full fuel-cycle estimates" and include the three major greenhouse gases emitted by motor vehicles: carbon dioxide, nitrous oxide, and methane. Full fuel-cycle estimates consider all steps in the use of a fuel, from production and refining to distribution and final use. Vehicle manufacture is excluded. (U.S. Department of Energy, GREET Model 1.7, Argonne National Laboratory)



[Rate this Contract](#)  
[View Survey Results](#)

# 070-200-080 - Sub-Compact Vehicle, 4 Door Sedan

<b>NOTE:</b>	<b>This detailed specification is not complete unless it is used in conjunction with all conditions of the Technical Specifications, Section 3.0</b>
<b>INTENDED USE</b>	<b>USED FOR GENERAL TRANSPORTATION NEEDS, AND FREQUENT TRANSPORTATION OF UP TO TWO INDIVIDUALS.</b>
10	ENGINE: Gasoline engine, minimum 2.0L; standard alternator and battery; standard cooling system.
20	TRANSMISSION: Automatic.
30	AXLES: Standard axle ratio for specified engine/motor and transmission combination.
40	PERFORMANCE ITEMS: Power steering.
50	COMFORT ITEMS: Air conditioning; all glass tinted; AM-FM radio; cloth seating; speed control.
60	SAFETY ITEMS: 4-wheel anti-lock brake system; power windows and door locks; dual outside mirrors; daytime running lights; air bags, driver and passenger.
70	TIRES & WHEELS: Manufacturer's standard radial tires; standard spare tire and wheel; jack and lug wrench.
80	CHASSIS, FRAME, CAB: Wheelbase 102.5 inch minimum; 103.5 inch maximum; minimum 46.0 inch rear seat hip room; minimum trunk volume 13.5 cubic feet; body side molding; all Manufacturer's standard colors; floor mats, front and rear, color keyed.
90	CONDITIONS: Contractor shall provide a Manufacturer's printout (Chrysler "DIAL SYSTEM", Ford "DORA", "GM AutoBook", or approved equivalent) to verify the Vehicle bid meets all the requirements of this specification. Also, any dealer installed aftermarket components, if specified, must be noted on the Manufacturer's printout.
<b>COMMODITY NO.</b>	<b>DESCRIPTION</b>
<b>070-200-080</b>	<b>SUB-COMPACT VEHICLE, 4 DR SDN (FWD)</b>



MAKE:	<b>FORD FOCUS</b>
	<a href="http://www.fordvehicles.com/cars/focus/?v=html">http://www.fordvehicles.com/cars/focus/?v=html</a>
Western District	
CONTRACTOR	<b>CARL GREGORY FORD</b>
DISCOUNT*	<b>\$0</b>
MODEL	<b>FOCUS</b>
PRICE	<b>\$10,721.00</b>
Northern District	
CONTRACTOR	<b>CARL GREGORY FORD</b>
DISCOUNT*	<b>\$0</b>
MODEL	<b>FOCUS</b>
PRICE	<b>\$10,821.00</b>
Central District	
CONTRACTOR	<b>CARL GREGORY FORD</b>
DISCOUNT*	<b>\$0</b>
MODEL	<b>FOCUS</b>
PRICE	<b>\$10,871.00</b>
Southern District	
CONTRACTOR	<b>CARL GREGORY FORD</b>
DISCOUNT*	<b>\$0</b>
MODEL	<b>FOCUS</b>
PRICE	<b>\$10,971.00</b>
	<b>*Discount for Vehicle picked up by ordering Eligible User at Contractor's place of business.</b>
Approximate delivery time required after receipt of order:	<b>120 Days</b>
<b>070-200-080</b>	<b>SUB-COMPACT VEHICLE, 4 DR SDN (FWD)</b>
<b>OPTIONS:</b>	
5001	Rain shields over door windows. Auto Ventshade Co., Weather Tech Weather Flectors or approved equivalent.
CODE	<b>AVF</b>
PRICE	<b>\$83.00</b>

### 2009 Ford Focus FWD

Sorted by MPG (city), Click on column headings to resort

**Learn More About EPA's New MPG Tests!**

Select up to 4 models to compare

↓ Model	New EPA MPG		Annual Fuel Cost	Carbon Footprint	Air Pollution Score
	city	hwy		(tons/yr of CO <sub>2</sub> )	All states except CA and NE states
<input type="checkbox"/> <a href="#">compare ▶</a> 	24	35	\$969	6.6	7
<input type="checkbox"/> <a href="#">compare ▶</a> 	24	33	\$1005	6.8	8

**Personalize....**

- Use your gas prices and Annual Miles
- Switch Units: Gallons/100 Miles, Liters/100 km
- Show Air Pollution Scores for CA and Northeast States

\* Based on 45% highway driving, 55% city driving, 15000 annual miles and the price of fuel used by the vehicle. You may personalize these values to reflect the price of fuel in your area and your own driving patterns.

The carbon footprint measures greenhouse gas emissions expressed in CO<sub>2</sub> equivalents. The estimates presented here are "full fuel-cycle estimates" and include the three major greenhouse gases emitted by motor vehicles: carbon dioxide, nitrous oxide, and methane. Full fuel-cycle estimates consider all steps in the use of a fuel, from production and refining to distribution and final use. Vehicle manufacture is excluded. (U.S. Department of Energy, GREET Model 1.7, Argonne National Laboratory)



==>

Dealer: F24480

Page: 1 of 1

2009 ESCAPE

Order No: 0001 Priority: 10

Order Type: 2 Price Level: 925

Ord Code: 300A Cmt/Flt Name:

PO Number:

	RETAIL	DLR INV		RETAIL	DLR INV
U49 4DR FWD HYBRID	\$29645	\$27422.00	JOB #2 ORDER		
.103" WHEELBASE			SYNC +911/VHR		
WS WHITE SUEDE CC			425 50 STATE EMISS	NC	NC
2 PREM CLTH BKT			3 U.S. GAL GAS		9.39
S STONE			FDAF ASSESSMENT		530.00
300A ORDER CODE			DEST AND DELIV	725	725.00
.ELECTRIC OUTLET			TOTAL BASE AND OPTIONS	30370	28686.39
.17X4.5 MINI-SPR			TOTAL	30370	28686.39
.SYNC			*THIS IS NOT AN INVOICE*		
.AUTO HEADLAMPS					
.PRIVACY GLASS					
.SAT RADIO W/GMO					
993 .2.5L I4 ENGINE	NC	NC			
44H .ECVT AUTO TRANS	NC	NC			
T53 .P235/70R16 A/S	NC	NC			

F1=Help

F2=Return to Order

F3/F12=Veh Ord Menu

F4=Submit

F5=Add to Library

S099 - PRESS F4 TO SUBMIT

QC048451

*AKW*  
*Chuck*

*\$28687.00*

*Paul*  
*239 274 2321*


*10f3*

### 2009 Ford Escape Hybrid FWD

**Hybrid Vehicle**

Use Your Gas Prices & Annual Miles

Switch Units:  
Gallons/100 Miles  
Liters/100 km



Compare side-by-side



New EPA MPG

REGULAR GASOLINE

New MPG tests are more realistic

34 City

32 Combined

31 Hwy

MPG Estimates from Drivers Like You

User fuel economy estimates are not yet available for this vehicle.

Learn more about "Your MPG"

Fuel Economics

Cost to Drive 25 Miles

\$1.41

Fuel to Drive 25 Miles

0.78 gal

Annual Fuel Cost\*

\$850

Based on 45% highway, 55% city driving, 15000 annual miles and a fuel price of \$ 1.81 per gallon . Use Your Gas Prices & Annual Miles

Energy Impact Score

Annual Petroleum Consumption



(1 barrel=42 gallons)

10.7 barrels/year


Carbon Footprint

Annual Tons of CO<sub>2</sub>

5.7

Emitted

Personalize Annual Miles



EPA Air Pollution Score

Air Pollution Score



Show Scores for California and Northeast States

Show Detailed Air Pollution Information

More about emissions....

- [What's the difference between air pollution and greenhouse gas emissions?](#)
- [Want more info? See EPA's Green Vehicle Guide](#)

**Safety**

NA

Size Class

Sport Utility Vehicle - 2WD

Engine Size (liters)

2.5

Cylinders

4

Transmission

Automatic (variable gear ratios)

Drive

Front-Wheel Drive

Gas Guzzler

no

Turbocharger

no





[Home](#)   [Inventory](#)   [Build Your Own](#)   [Monthly Offers](#)   [Finance Tools](#)

[Prius](#) > [New Vehicle Listing](#) > [New Vehicle Detail](#)

Would you like to:    Schedule a Test Drive    Contact Dealer

First Name: \_\_\_\_\_   Comments: \_\_\_\_\_  
 Last Name: \_\_\_\_\_  
 Email: \_\_\_\_\_  
 or  
 Phone: \_\_\_\_\_

**LEARN MORE**

[Series Vs. the Competition](#)  
[Payment Calculator](#)  
[Maintenance](#)

**GERMAIN TOYOTA**

Phone: 866-817-7052  
 13315 Tamiami Trail North  
 Naples, FL 34110  
[Map & Directions](#)

**Series:** Prius  
**Model:** 1220 - Base Gas/Electric Sedan (CVT)  
**Model Year:** 2009  
**Transmission:** Continuously Variable Trans  
**VIN:** XXXXXXXXXXX499039  
**Color:** Super White  
**Interior:** Dark Gray  
**Available:** 12/16/08  
**Dealer Name:** Germain Toyota  
**Dealer Phone:** 866-817-7052



[Enlarge Photo](#)   [View Image Gallery](#)

**Email This Page**

Email: \_\_\_\_\_

**Estimated Payments**

<b>60 Months Purchase</b>	<b>\$438</b>
Assumes 10.0% down payment, 8.5% APR	
<b>48 Months Lease</b>	<b>\$282</b>
Assumes 10.0% down payment	
<b>Change</b>	

Estimated Payments are based on MSRP. Lease and payment rates do not include applicable taxes.

**Pricing\***

	MSRP
<b>Base</b>	\$22,000
<b>Options</b>	\$924
<b>Manuf, Delv, Proc &amp; Hndlg</b>	\$775
<b>Total</b>	<del>\$23,699</del>

[View Disclaimer\\*](#)

22,775

**Options Installed - View Image Gallery**

Fuel Surcharge	\$0
50 State Emissions-FEAT	\$0
Southeast Toyota Distributor Plus-FP50	\$0
<ul style="list-style-type: none"> <li>Final Quality Inspection</li> <li>Certified Technician 46 Point</li> <li>Picture Asset Program</li> </ul>	\$0
Standard Package-AFAT	\$0
Toyoguard Plus Protection Group-XYZ0	\$699
<ul style="list-style-type: none"> <li>Roadside Assistance Program</li> <li>No Charge for First Oil and Filter</li> <li>Change at any Southeast Toyota Dealership</li> <li>Vehicle VIN Etch Glass Product Protection Program</li> <li>Exterior Paint Sealant, Undercoating and Interior Protection Application</li> <li>Rental Car Assistance for Warranty Repairs</li> </ul>	\$225
Carpet Mats And Trunk Mat-PV50	\$225

**Fuel Economy Information**

These estimates reflect new EPA methods beginning with 2008 models.

MPG City\*\*   **Estimated Annual Fuel Cost**   MPG Hwy\*

**48**   **\$1,335.00**   **45**

based on 15,000 miles at \$4.10 per gallon

**Combined Fuel Economy This Vehicle**

**46**

Your actual mileage will vary depending on how you drive and maintain your vehicle.

\*Expected range for most drivers 38 to 52 mpg  
 \*\*Expected range for most drivers 40 to 56 mpg

[www.fueleconomy.gov](http://www.fueleconomy.gov)

[Click here for Government Crash Ratings](#)



**2008 MILEAGE REPORT FOR THE 2007 POLICE INTERCEPTOR**

SECTION	JAN	FEB	MARCH	APRIL	MAY	JUNE	JULY	AUG	SEPT	OCT	NOV	DEC	TOTALS	AVG PER MTH
Gallons Per Month	540.27	521.02	566.49	550.89	439.59	559.10	619.66	596.96	556.31	561.97			5512.23	\$81.22
Cost Per Gallon	\$3.20	\$3.24	\$3.41	\$3.58	\$3.89	\$4.00	\$4.14	\$3.91	\$3.84	\$3.21			\$36.42	\$3.64
Miles Per Month	9146	9061	9087	9178	7118	8355	9247	9166	8751	8823			88132	8813.2
Cost Per Month	\$1,730.48	\$1,686.40	\$1,950.51	\$1,974.80	\$1,710.52	\$2,237.31	\$2,568.38	\$2,331.91	\$2,133.82	\$1,803.77			\$20,107.90	\$2,010.79
Miles Per Day	311.68	312.45	308.58	330.70	228.23	307.10	327.45	313.68	291.70	284.61			3113.17	311.32
Cost Per Day	\$55.82	\$58.15	\$62.27	\$65.83	\$55.38	\$74.58	\$82.85	\$75.22	\$71.13	\$58.19			\$659.22	\$65.92
Cost Per Mile	\$0.19	\$0.19	\$0.21	\$0.22	\$0.24	\$0.26	\$0.28	\$0.25	\$0.24	\$0.20			\$2.28	\$0.23
Miles Per Gallon	16.93	17.39	16.04	16.65	16.19	14.92	14.92	15.35	15.73	15.70			160.22	16.02

Note: Current November fuel cost (\$ 2.07 per gallon) is 50 Percent below July High

**Vehicle Comparison:**

- Current vehicle MPG average is 16
- Highest MPG on comparative sedans (see attached) is 20
- These vehicles are not designed for the high mileage/ non-stop patrolling application ie; Law enforcement and private security

**Community Comparison**

Fiddlers Creek: Ford Crown Victoria, vehicle mileage 16MPG, annual mileage 170,000, annual maintenance \$9000.00  
 Bay Colony: Ford Escape, 1.2MPG, annual mileage 17,000, annual maintenance \$2,500.00  
 Medterra: Toyota Prius, 34 MPG, annual mileage 25,000, annual maintenance \$6,000.00  
 Audobon: Nissan truck, 24 MPG, annual mileage 25,000, annual maintenance \$2,000.00

Average

\$0.081 per mile for maintenance  
 \$0.147 per mile for maintenance  
 \$0.24 per mile for maintenance  
 \$0.08 per mile for maintenance

**2009 Ford Crown Victoria FFV**

**Flex-fuel Vehicle**  
 Use Your Gas Prices &  
 Annual Miles



Switch Units:  
 Gallons/100 Miles  
 Liters/100 km

Compare  
 side-by-side

**New EPA MPG**

New MPG tests  
 are more realistic

E85		GASOLINE	
12	17	17	24
City		City	
Hwy		Hwy	
Combined		Combined	

**MPG Estimates from Drivers Like You**

User fuel economy estimates are not yet available for this vehicle.

Learn more about "Your MPG"

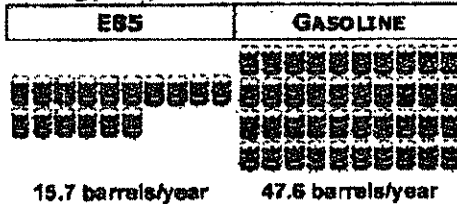
**Fuel Economics**

Cost to Drive 25 Miles	\$4.81	\$2.55
Fuel to Drive 25 Miles	1.47 gal	1.04 gal
Annual Fuel Cost*	\$9618	\$5104

Based on 100% highway, 0% city driving, 50000 annual miles and a fuel price of \$ 2.45 per gallon of gasoline and \$3.27 per gallon of E85. Use Your Gas Prices & Annual Miles

**Energy Impact Score**

Annual Petroleum Consumption  
 (1 barrel=42 gallons)



**Carbon Footprint**

Annual Tons of CO<sub>2</sub> Emitted

E85	GASOLINE
21.8	25.5

Personalize Annual Miles



**Air Pollution Score**

**Safety**  
 Range (miles)  
 Size Class  
 Engine Size (liters)  
 Cylinders  
 Transmission  
 Drive  
 Gas Guzzler  
 Turbocharger  
 Supercharger  
 Passenger Volume  
 Luggage Volume  
**Engine Characteristics**  
**Trans Characteristics**

Not Available
NA
270
Large Cars
4.60
8
Automatic 4-spd
Rear-Wheel Drive
no
no
no
107 ft <sup>3</sup> (4D)
21 ft <sup>3</sup> (4D)
RNG=360
CLKUP

How are fuel cost estimates and miles on a tank determined?




Send to Printer

advertisement

With access to hundreds of banks - all competing to get you the best rate possible on your Buick vehicle purchase. Even with no money down for qualified buyers.

LEARN MORE



**New 2009 Ford Taurus**  
4-door SE Sedan V6, 3.5 Liter FWD (Auto)



**New 2009 Ford Fusion**  
4-door SEL Sedan 4-Cyl, 2.3 Liter FWD (Auto)



**New 2009 Buick LaCrosse**  
4-door CX Sedan V6, 3.8 Liter FWD (Auto)



**New 2009 Dodge Charger**  
4-door Sedan V6, 2.7 Liter RWD (Auto)

### Overview & Pricing

Pricing	New: Base Model	New: Base Model	New: Base Model	New: Base Model
New Car MSRP <sup>1</sup>	\$24,950.00	\$22,135.00	\$26,390.00	\$24,595.00
New Car Invoice <sup>2</sup>	\$22,988.00	\$20,394.00	\$24,979.80	\$22,956.00
New Car Blue Book <sup>3</sup>	\$24,950.00	\$21,006.00	\$26,390.00	N/A
New Car Incentives <sup>4</sup>	-	<u>Customer Incentive</u>	<u>Customer Incentive</u>	<u>Customer Incentive</u>
Used Car Blue Book <sup>5</sup> Suggested Retail	-	-	-	-
Used Car Blue Book <sup>6</sup> Private Party	-	-	-	-
Estimated Payments	<u>\$478/mo @5.54% APR</u> <small>Click for details</small>	<u>\$424/mo @5.54% APR</u> <small>Click for details</small>	<u>\$505/mo @5.54% APR</u> <small>Click for details</small>	<u>\$471/mo @5.54% APR</u> <small>Click for details</small>
<b>Quick Facts</b>				
Gas Mileage	18 mpg City / 28 mpg Hwy	20 mpg City / 28 mpg Hwy	17 mpg City / 28 mpg Hwy	18 mpg City / 26 mpg Hwy
Engine	V6, 3.5 Liter	4-Cyl, 2.3 Liter	V6, 3.8 Liter	V6, 2.7 Liter
Transmission	Automatic, 6-Spd w/Overdrive	Automatic, 5-Spd w/Overdrive	Automatic, 4-Spd w/Overdrive	Automatic, 4-Spd w/Overdrive
Drivetrain	FWD	FWD	FWD	RWD
Max Seating Capacity	5	5	6	5
Doors	4	4	4	4
EPA Class	Large Cars	Midsize Cars	Large Cars	Large Cars
Body Style	Sedan	Sedan	Sedan	Sedan
Country of Assembly	United States	Mexico	Canada	Canada
Country of Origin	United States	United States	United States	United States
Warranty				

Nov 24 08 02:02p

Club And Spa

2397750106

p.1

# THE CLUB & SPA AT FIDDLER'S CREEK

3470 CLUB CENTER BLVD. - NAPLES, FL 34114

## FACSIMILE TRANSMITTAL SHEET

TO: <i>Tequila</i>	FROM: <i>Mike Cleo</i>
COMPANY: <i>Tequila</i>	DATE: <i>11/24/08</i>
FAX NUMBER:	TOTAL NO. OF PAGES INCLUDING COVER: <i>5</i>
PHONE NUMBER:	FAX NUMBER: <i>239-775-0106</i>
RE:	PHONE NUMBER:

- URGENT 
  FOR REVIEW 
  PLEASE COMMENT 
  PLEASE REPLY 
  PLEASE RECYCLE

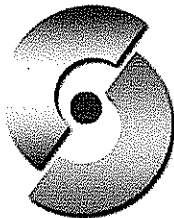
ORIGINAL TO BE MAILED: YES \_\_\_\_\_ NO \_\_\_\_\_

PLEASE NOTIFY SENDER AT 541-732-7532 IF DOCUMENTATION IS NOT RECEIVED ACCURATELY. THANK YOU.

NOTE: THE INFORMATION CONTAINED IN THIS FACSIMILE MESSAGE MAY BE PRIVILEGED AND CONFIDENTIAL INFORMATION INTENDED ONLY FOR THE USE BY THE INDIVIDUAL OR COMPANY NAMED ABOVE. IF THE READER OF THIS MESSAGE IS NOT THE INTENDED RECIPIENT, YOU ARE HEREBY NOTIFIED THAT ANY UNAUTHORIZED DISSEMINATION, DISTRIBUTION OR COPY OF THIS COMMUNICATION IS STRICTLY PROHIBITED. IF YOU HAVE RECEIVED THIS COMMUNICATION IN ERROR, PLEASE NOTIFY THE SENDER BY TELEPHONE. THANK YOU FOR YOUR COOPERATION.

f





# Marcone Investigations, Inc.

CRIMINAL • CIVIL • DOMESTIC

December 8, 2008

Fiddlers Creek CDD 1  
9220 Bonita Beach Road  
Suite 214  
Bonita Springs, Florida 34135

**RE: Quarterly Testing at Gatehouse – Quarter 3 Test (December “08)**

CORRECTED QUARTERLY REPORT SUBMITTED VIA ELECTRONIC MAIL

## ASSIGNMENT

Test intended to test the Access Procedures relating to a member of the general public wishing to gain access to the community to “browse” for homes for sale. Intended to determine of the Guard on Duty requests proper identification, provides the guest with the required map depicting CDD Roads within the community, and also if the guard directs the guest to the Sales Office.

## INVESTIGATION RESULTS

On Wednesday, December 3, 2008, Investigator S. Kerskie proceeded to Fiddler’s Creek Main Gate. The investigator arrived at the Main Gate’s gatehouse and observed a jogger in the guest lane waving to the guard in the guard house as he passed by. The investigator proceeded to the guard house where he was met by a female guard, approximately 5’6”, mid 40’s with dark hair, wearing a security jacket with a security badge. The investigator did not observe a name badge on the guard. The investigator told the guard he would like to look at the community and a few homes for sale. The guard told the investigator he could not enter without a sales person. The investigator asked for the location of the sales office. The guard instructed the investigator to turn around and exit the area and it would be on his left. The investigator asked for her name to which she replied “Janet”. It should be noted, we have been informed by your office the guards correct name is “Jeanette”. As the investigator made a u-turn, per her instructions, around the guard house Janet exited the guard house. It appeared to the investigator she was attempting to verify the investigator had left the area.

INVESTIGATION OBSERVATIONS

1. The investigator was denied access to the community.
2. The investigator was told access would only be granted if accompanied by a sales agent.
3. The investigator was unable to view a name tag on the guard.
4. The guard was not forthcoming with information but when asked the information was provided, such as the location of the sales office.

Submitted by:  
Carrie Kerskie





40 **On MOTION by Ms. Scott and seconded by Ms. DiNardo, with**  
41 **all in favor of accepting Supervisor Matire's resignation.**  
42

43 Ms. DiNardo recommended that Mr. Robertson fill his unexpired term and continue as  
44 Chairman until his term expires in November, 2011. Mr. Zampogna said, at this time, he did not  
45 want to move Mr. Robertson from one (1) seat to the next. He commented that there would still  
46 be an available seat to be filled. He stated that he would be more comfortable tabling this  
47 discussion until the next meeting. The Board agreed to table this item and contemplate who it  
48 wished to nominate to fill the vacant seat.

49 **ADD-ON AGENDA ITEMS**

50 • **Financial Reports**

51 Mr. Pinder, WHHA Controller, announced that he was present via telephone. He invited  
52 questions from the Board regarding the Unaudited Financial Statements. As there were no  
53 questions from the Board, Mr. Pinder disconnected from the meeting.

54 • **Safety and Security - Mike Charbonneau**

55 Mr. Robertson invited Mr. Charbonneau, the District's contractor for Safety and Security,  
56 to address the Board about replacing the police cruiser vehicle. Mr. Charbonneau said that fuel  
57 prices were down 50% from July. He referred to a list of six (6) American mid-size sedans for  
58 consideration as replacements. He stated the highest rated was the Ford Fusion 4-cylinder vehicle  
59 and briefly summarized various mileage outputs. Mr. Robertson said the Board has budgeted to  
60 keep the 2007 vehicle as a back up.

61 Mr. Charbonneau said the Board will need to give Mr. Adams a list of vehicles that he  
62 can investigate as part of the bid process. Mr. Robertson thanked Mr. Charbonneau for providing  
63 alternatives and comparisons for the Board to consider.  
64

65 **On MOTION by Mr. Robertson and seconded by Ms.**  
66 **DiNardo, with all in favor of authorizing Mr. Adams to**  
67 **ascertain the exact cost of a replacement vehicle on the police**  
68 **contract.**  
69

70  
71 **THIRD ORDER OF BUSINESS**

**Approval of October 22, 2008 Regular  
Meeting Minutes**

On MOTION by Ms. DiNardo and seconded by Mr. Robertson, with all in favor of approving the October 22, 2008 Regular Meeting Minutes.

74  
75  
76  
77  
78  
79  
80  
81  
82  
83  
84  
85  
86  
87  
88  
89  
90  
91  
92  
93  
94  
95  
96  
97  
98  
99  
100  
101  
102  
103  
104  
105  
106  
107

**FOURTH ORDER OF BUSINESS**

**Staff Reports**

**a. Attorney**

Carlo Zampogna said he will follow up with Supervisor Matire about filing the Form 1F financial disclosure document, now that she has resigned.

**b. Engineer**

Mr. Cole presented a pay draw from the 2003 Series Bond for approximately \$8,600. He explained that this involved landscape planting and sodding, for the Tract B area which belongs to the CDD, for maintenance.

Mr. Cole presented a pay draw from the 2005 Series Bond for approximately \$191,000. He explained that this covered a variety of items, primarily landscaping plantings in the Campanile buffer along the southern edge, next to District #1. It also consisted of the completion of work on the Sandpiper Drive extension. Additionally, miscellaneous items such as design work on the irrigation pump house, the Veneta fountain repair and other retainage items were covered.

Mr. Cole said the request for stop signs on Museo Drive was submitted to the County. He said Staff hopes the County will approve and install these by the end of the year. He advised that this would come out of construction funds.

**c. Manager**

**i. Unaudited Financial Statements as of October 31, 2008**

Ms. Crismond presented the Unaudited Financial Statements as of October 31, 2008.

**ii. Quarterly Continuing Disclosure Report - Fiscal Period July 1, 2008 to September 30, 2008**

Ms. Crismond presented the Quarterly Continuing Disclosure Report for July 1, 2009 to September 30, 2008 for the Board's information.

**iii. NEXT MEETING DATE: December 17, 2008, 9:00 A.M.**

Ms. Crismond advised that the next meeting will be held on December 17, 2008, at 9:00 a.m.

108 Mr. Robertson advised Mr. Charbonneau that the Board is discussing installing new stop  
109 signs at the Campanile Circle to curb speeding. Mr. Charbonneau said speeding is a blatant  
110 problem that is getting worse. He advised that the Sheriff's Office patrols the community twice  
111 per week for four (4) hours. He stressed that this problem needs to be addressed.

112 Mr. Brougham, of CDD #1, suggested that the Board and staff seek a legal opinion about  
113 whether the Sheriff's Office is the only entity authorized to pull over members of the public. Ms.  
114 DiNardo asked whether the CDD could issue notices to residents warning them of speed  
115 violations.

116 Mr. Robertson requested that staff investigate these questions as soon as possible so the  
117 Board can help Mr. Charbonneau address this.

118 **d. Operations Manager**

119 **Lake Maintenance:** Ms. Crismond reported that Management toured the lakes and  
120 reviewed littoral plantings with all involved parties on November 4<sup>th</sup>. She said these will  
121 continue to be monitored by the Superintendent. She advised that the County had recently toured  
122 the community and found the water quality in the District to be very good.

123 **Landscaping:** Ms. Crismond reported the palm trimming and pine straw projects will be  
124 completed this month. Also, tree replacements will be completed prior to the holidays.

125 A question was raised about whether the irrigation study previously discussed is being  
126 done. Ms. Crismond said she had no update at this time as she has not yet heard from Aquamatic  
127 representatives.

128 **Gate House Testing:** Ms. Crismond reported third quarter testing has been scheduled  
129 and a report will be presented at the December meeting.

130

131 **FIFTH ORDER OF BUSINESS** **Audience** **Comments/Supervisor's**  
132 **Requests**

133  
134 There being no requests or comments, the next item followed.

135

136 **SIXTH ORDER OF BUSINESS** **Adjournment**

137

138

139 **On MOTION by Mr. Robertson and seconded by Ms.**  
140 **DiNardo, with all in favor of adjourning.**

141

142           The meeting was adjourned at 9:33 a.m.

143

144

145

146

147

148

149

150

151

152           \_\_\_\_\_  
Secretary/Assistant Secretary

\_\_\_\_\_  
Chairman/Vice Chairman



**FIDDLER'S CREEK  
COMMUNITY DEVELOPMENT DISTRICT #2**

**FINANCIAL STATEMENTS  
UNAUDITED**

**NOVEMBER 30, 2008**

**FIDDLER'S CREEK  
COMMUNITY DEVELOPMENT DISTRICT #2  
BALANCE SHEET  
GOVERNMENTAL FUNDS  
NOVEMBER 30, 2008**

	General	Debt Service Series 2003	Debt Service Series 2004	Debt Service Series 2005	Capital Projects Series 2003	Capital Projects Series 2004	Capital Projects Series 2005	Total Governmental Funds
<b>ASSETS</b>								
Cash	\$115,599	\$ -	\$ -	\$ -	\$ -	\$ -	\$ -	\$ 115,599
Investments	-	-	-	-	-	-	-	-
Revenue A	-	5,626	365,506	98,536	-	-	-	469,668
Revenue B	-	15,840	-	-	-	-	-	15,840
Reserve A	-	1,892,450	518,825	1,403,975	-	-	-	3,815,250
Reserve B	-	421,549	-	-	-	-	-	421,549
Prepayment A	-	3,869	1,293	13,525	-	-	-	18,687
Prepayment B	-	3,249	-	-	-	-	-	3,249
Interest	-	-	2	-	-	-	-	2
Capitalized Interest	-	-	-	92,938	-	-	-	92,938
Construction	-	-	-	-	1,919,777	31,022	8,344,927	10,295,726
Due from Other Funds	-	-	-	-	-	-	-	-
General Fund	-	34,998	10,711	4,575	-	-	-	50,284
Due from Developer	34,723	-	-	-	-	-	-	34,723
Total Assets	\$150,322	\$2,377,581	\$896,337	\$1,613,549	\$1,919,777	\$31,022	\$8,344,927	\$15,333,515
<b>LIABILITIES AND FUND BALANCES</b>								
Liabilities								
Accounts Payable	192,098	-	-	-	-	-	-	192,098
Due to Other Funds	-	-	-	-	-	-	-	-
Debt Service Fund Series 2003	34,998	-	-	-	-	-	-	34,998
Debt Service Fund Series 2004	10,711	-	-	-	-	-	-	10,711
Debt Service Fund Series 2005	4,575	-	-	-	-	-	-	4,575
Due to Fiddlers I	51,189	-	-	-	-	-	-	51,189
Total Liabilities	293,571	-	-	-	-	-	-	293,571
Fund Balances								
Reserved for:								
Debt Service	-	2,377,581	896,337	1,613,549	-	31,022	8,344,927	4,887,467
Capital Projects	-	-	-	-	-	-	-	10,295,726
Unreserved, Undesignated	(143,249)	-	-	-	-	-	-	(143,249)
Total Fund Balances	(143,249)	2,377,581	896,337	1,613,549	1,919,777	31,022	8,344,927	15,039,944
Total Liabilities & Fund Balances	\$150,322	\$2,377,581	\$896,337	\$1,613,549	\$1,919,777	\$31,022	\$8,344,927	\$15,333,515

**FIDDLER'S CREEK  
COMMUNITY DEVELOPMENT DISTRICT #2  
STATEMENT OF REVENUES, EXPENDITURES,  
AND CHANGES IN FUND BALANCES -  
GENERAL FUND  
FOR THE PERIOD ENDED NOVEMBER 30, 2008**

	Current Month	Year to Date	Budget	% of Budget
<b>REVENUES</b>				
Interest Income	\$ 12	\$ 24	\$ 2,000	1%
Assessment Levy	43,287	43,329	833,171	5%
Developer Assessment	34,723	82,323	416,676	20%
Total Revenues	<u>78,022</u>	<u>125,676</u>	<u>1,251,847</u>	10%
<b>EXPENDITURES</b>				
<b>Administrative</b>				
Supervisor's Fees	-	1,077	12,275	9%
Management Fees	5,487	10,975	65,849	17%
Assessment Roll Preparation	-	-	22,500	0%
Audit Fees	-	-	10,000	0%
Legal Fees	743	743	13,000	6%
Engineering Fees	1,253	1,253	10,000	13%
Telephone	17	17	207	8%
Postage	259	418	2,000	21%
Insurance	-	-	5,150	0%
Printing and Binding	43	86	518	17%
Legal Advertising	-	-	2,500	0%
Office Supplies and Expenses	-	359	850	42%
Annual District Filing Fee	-	175	175	100%
Trustee Fees	-	-	25,500	0%
Arbitrage Rebate Calculation	-	-	8,000	0%
Dissemination Agent	1,294	2,588	15,525	17%
Contingency	134	134	10,000	1%
Total Administrative	<u>9,230</u>	<u>17,825</u>	<u>204,049</u>	9%
<b>Field Management</b>				
Field Management Services	915	1,830	10,980	17%
Total Field Management	<u>915</u>	<u>1,830</u>	<u>10,980</u>	17%
<b>Water Mangement</b>				
Other Contractual	3,449	6,898	35,000	20%
Fountains	7,368	14,640	83,000	18%
Total Water Management	<u>10,817</u>	<u>21,538</u>	<u>118,000</u>	18%
<b>Street Lighting</b>				
Contractual Services	-	-	3,000	0%
Electricity	464	877	7,500	12%
Miscellaneous	-	-	1,000	0%
Total Street Lighting	<u>464</u>	<u>877</u>	<u>11,500</u>	8%

**FIDDLER'S CREEK  
COMMUNITY DEVELOPMENT DISTRICT #2  
STATEMENT OF REVENUES, EXPENDITURES,  
AND CHANGES IN FUND BALANCES -  
GENERAL FUND  
FOR THE PERIOD ENDED NOVEMBER 30, 2008**

	Current Month	Year to Date	Budget	% of Budget
<b>Landscaping</b>				
Other Contractual	32,623	74,293	555,000	13%
Improvements and Renovations	-	-	40,000	0%
Contingencies	665	665	5,000	13%
Total Landscaping	<u>33,288</u>	<u>74,958</u>	<u>600,000</u>	12%
<b>Access Control</b>				
Contractual Services	11,590	23,127	171,298	14%
Rentals & Leases	460	921	11,606	8%
Fuel	532	532	4,642	11%
Repairs & Maintenance - Parts	437	445	3,095	14%
Repairs & Maintenance - Gate House	(445)	79	6,190	1%
Insurance	-	-	1,547	0%
Operating Supplies	896	1,709	12,379	14%
Total Access Control	<u>13,470</u>	<u>26,813</u>	<u>210,757</u>	13%
<b>Roadway Maintenance</b>				
Contractual Services (Street Cleaning)	1,596	1,596	21,000	8%
Roadway Maintenance	-	-	2,500	0%
Total Roadway Services	<u>1,596</u>	<u>1,596</u>	<u>23,500</u>	7%
<b>Irrigation</b>				
Controller Repairs & Maintenance	11	21	4,000	1%
Supply System	2,378	9,047	38,685	23%
Total Irrigation	<u>2,389</u>	<u>9,068</u>	<u>42,685</u>	21%
<b>OTHER FEES &amp; CHARGES</b>				
Property Appraiser Fees	-	11,960	13,018	92%
Tax Collector	-	-	17,358	0%
Total Other Fees & Charges	<u>-</u>	<u>11,960</u>	<u>30,376</u>	39%
Total Expenditures and Other Charges	<u>72,169</u>	<u>166,465</u>	<u>1,251,847</u>	13%
Excess (deficiency) of revenues over (under) expenditures	5,853	(40,789)	-	
Fund balances - beginning	(149,102)	(102,460)	100,404	
Fund Balances - ending	<u>\$ (143,249)</u>	<u>\$ (143,249)</u>	<u>\$ 100,404</u>	

**FIDDLER'S CREEK  
COMMUNITY DEVELOPMENT DISTRICT #2  
STATEMENT OF REVENUES, EXPENDITURES,  
AND CHANGES IN FUND BALANCES -  
DEBT SERVICE FUND SERIES 2003  
FOR THE PERIOD ENDED NOVEMBER 30, 2008**

	Current Month	Year to Date	Budget	% of Budget
<b>REVENUES</b>				
Interest Income	\$ 3,069	\$ 6,848	\$ 36,200	19%
Assessment Levy	38,149	38,184	736,073	5%
Developer Assessment	-	783,351	1,443,301	54%
Total Revenues	<u>41,218</u>	<u>828,383</u>	<u>2,215,574</u>	37%
<b>EXPENDITURES</b>				
<b>Debt Service</b>				
A Principal Expense	-	-	370,000	0%
Principal Debt Prepayment A	25,000	25,000	-	N/A
Principal Debt Prepayment B	5,000	5,000	-	N/A
A Interest Expense	800,981	800,981	1,601,963	50%
B Interest Expense	108,388	108,388	216,775	50%
Total Debt Service	<u>939,369</u>	<u>939,369</u>	<u>2,188,738</u>	43%
<b>Other Fees &amp; Charges</b>				
Property Appraiser	-	10,566	11,501	92%
Tax Collector	-	-	15,335	0%
Total Other Fees & Charges	<u>-</u>	<u>10,566</u>	<u>26,836</u>	39%
Total Expenditures	<u>939,369</u>	<u>949,935</u>	<u>2,215,574</u>	43%
Excess (deficiency) of revenues over (under) expenditures	(898,151)	(121,552)	-	
Fund balances - beginning	3,275,732	2,499,133	2,486,630	
Fund Balances - ending	<u>\$ 2,377,581</u>	<u>\$ 2,377,581</u>	<u>\$ 2,486,630</u>	

**FIDDLER'S CREEK  
COMMUNITY DEVELOPMENT DISTRICT #2  
STATEMENT OF REVENUES, EXPENDITURES,  
AND CHANGES IN FUND BALANCES -  
DEBT SERVICE FUND SERIES 2004  
FOR THE PERIOD ENDED NOVEMBER 30, 2008**

	Current Month	Year to Date	Budget	% of Budget
<b>REVENUES</b>				
Interest Income	\$ 1,194	\$ 2,155	\$ 7,800	28%
Assessment Levy	8,599	8,608	166,086	5%
Developer Assessment	-	352,147	830,707	42%
Total Revenues	<u>9,793</u>	<u>362,910</u>	<u>1,004,593</u>	36%
<b>EXPENDITURES</b>				
<b>Debt Service</b>				
Principal Expense	-	-	145,000	0%
Interest Expense	426,769	426,769	853,538	50%
Principal Prepayment	10,000	10,000	-	N/A
Total Debt Service	<u>436,769</u>	<u>436,769</u>	<u>998,538</u>	44%
<b>Other Fees &amp; Charges</b>				
Property Appraiser	-	2,384	2,595	92%
Tax Collector	-	-	3,460	0%
Total Other Fees & Charges	<u>-</u>	<u>2,384</u>	<u>6,055</u>	39%
Total Expenditures	<u>436,769</u>	<u>439,153</u>	<u>1,004,593</u>	44%
Excess (deficiency) of revenues over (under) expenditures	(426,976)	(76,243)	-	
Fund balances - beginning	1,323,313	972,580	957,133	
Fund Balances - ending	<u>\$ 896,337</u>	<u>\$ 896,337</u>	<u>\$ 957,133</u>	

**FIDDLER'S CREEK  
COMMUNITY DEVELOPMENT DISTRICT #2  
STATEMENT OF REVENUES, EXPENDITURES,  
AND CHANGES IN FUND BALANCES -  
DEBT SERVICE FUND SERIES 2005  
FOR THE PERIOD ENDED NOVEMBER 30, 2008**

	Current Month	Year to Date	Budget	% of Budget
<b>REVENUES</b>				
Special Assessment - On Roll	\$ 6,427	\$ 6,427	\$ 129,024	5%
Special Assessment - Direct Bill	-	-	1,514,880	0%
Interest Income	3,632	7,917	21,300	37%
Fund Balance	-	-	1,165,500	0%
<b>Total Revenues</b>	<u>10,059</u>	<u>14,344</u>	<u>2,830,704</u>	1%
<b>EXPENDITURES</b>				
<b>Debt Service</b>				
Principal Expense	-	-	495,000	0%
Interest Expense	1,165,500	1,165,500	2,331,000	50%
Principal Prepayment	210,000	210,000	-	N/A
<b>Total Debt Service</b>	<u>1,375,500</u>	<u>1,375,500</u>	<u>2,826,000</u>	49%
<b>Other Fees &amp; Charges</b>				
Property Appraiser	-	1,852	2,016	92%
Tax Collector	-	-	2,688	0%
<b>Total Other Fees &amp; Charges</b>	<u>-</u>	<u>1,852</u>	<u>4,704</u>	39%
<b>Total Expenditures</b>	<u>1,375,500</u>	<u>1,377,352</u>	<u>2,830,704</u>	49%
Excess (deficiency) of revenues over (under) expenditures	(1,365,441)	(1,363,008)	-	
Fund balances - beginning	2,978,990	2,976,557	957,133	
<b>Fund Balances - ending</b>	<u>\$ 1,613,549</u>	<u>\$ 1,613,549</u>	<u>\$ 957,133</u>	

**FIDDLER'S CREEK  
COMMUNITY DEVELOPMENT DISTRICT #2  
STATEMENT OF REVENUES, EXPENDITURES,  
AND CHANGES IN FUND BALANCES -  
CAPITAL PROJECTS FUND SERIES 2003  
FOR THE PERIOD ENDED NOVEMBER 30, 2008**

	<u>Current Month</u>	<u>Year to Date</u>
<b>REVENUES</b>		
Interest Income	\$ 2,511	\$ 5,641
Total Revenues	<u>2,511</u>	<u>5,641</u>
<b>EXPENDITURES</b>		
Construction Costs	137,669	137,882
Total Expenditures	<u>137,669</u>	<u>137,882</u>
Excess (deficiency) of revenues over (under) expenditures	(135,158)	(132,241)
Fund balances - beginning	<u>2,054,935</u>	<u>2,052,018</u>
Fund Balances - ending	<u>\$ 1,919,777</u>	<u>\$ 1,919,777</u>

**FIDDLER'S CREEK**  
**COMMUNITY DEVELOPMENT DISTRICT #2**  
**STATEMENT OF REVENUES, EXPENDITURES,**  
**AND CHANGES IN FUND BALANCES -**  
**CAPITAL PROJECTS FUND SERIES 2004**  
**FOR THE PERIOD ENDED NOVEMBER 30, 2008**

	<u>Current Month</u>	<u>Year to Date</u>
<b>REVENUES</b>		
Interest Income	<u>\$ 38</u>	<u>\$ 85</u>
Total Revenues	<u>38</u>	<u>85</u>
<b>EXPENDITURES</b>		
Total Expenditures	<u>-</u>	<u>-</u>
Excess (deficiency) of revenues over (under) expenditures	38	85
Fund balances - beginning	30,984	30,937
Fund Balances - ending	<u>\$ 31,022</u>	<u>\$ 31,022</u>

**FIDDLER'S CREEK  
COMMUNITY DEVELOPMENT DISTRICT #2  
STATEMENT OF REVENUES, EXPENDITURES,  
AND CHANGES IN FUND BALANCES -  
CAPITAL PROJECTS FUND SERIES 2005  
FOR THE PERIOD ENDED NOVEMBER 30, 2008**

	Current Month	Year to Date
<b>REVENUES</b>		
Interest Income	\$ 10,739	\$ 24,332
Total Revenues	10,739	24,332
<b>EXPENSES</b>		
Construction Costs	650	826
Total Expenses	650	826
Excess (deficiency) of revenues over (under) expenditures	10,089	23,506
Fund balances - beginning	8,334,838	8,321,421
Fund Balances - ending	\$ 8,344,927	\$ 8,344,927

**FIDDLER'S CREEK  
COMMUNITY DEVELOPMENT DISTRICT #2  
SPECIAL ASSESSMENT REVENUE BONDS, SERIES 2003 A-1  
AMORTIZATION SCHEDULE \$4,715,000**

<u>Date</u>	<u>Principal</u>	<u>Int. Rate</u>	<u>Interest</u>	<u>Total P+I</u>
11/01/2008	-	-	110,250.00	110,250.00
05/01/2009	370,000.00	6.000%	110,250.00	480,250.00
11/01/2009	-	-	99,150.00	99,150.00
05/01/2010	390,000.00	6.000%	99,150.00	489,150.00
11/01/2010	-	-	87,450.00	87,450.00
05/01/2011	415,000.00	6.000%	87,450.00	502,450.00
11/01/2011	-	-	75,000.00	75,000.00
05/01/2012	440,000.00	6.000%	75,000.00	515,000.00
11/01/2012	-	-	61,800.00	61,800.00
05/01/2013	470,000.00	6.000%	61,800.00	531,800.00
11/01/2013	-	-	47,700.00	47,700.00
05/01/2014	500,000.00	6.000%	47,700.00	547,700.00
11/01/2014	-	-	32,700.00	32,700.00
05/01/2015	530,000.00	6.000%	32,700.00	562,700.00
11/01/2015	-	-	16,800.00	16,800.00
05/01/2016	560,000.00	6.000%	16,800.00	576,800.00
Total	<u>\$ 3,675,000.00</u>		<u>\$ 1,061,700.00</u>	<u>\$ 4,736,700.00</u>

**FIDDLER'S CREEK  
COMMUNITY DEVELOPMENT DISTRICT #2  
SPECIAL ASSESSMENT REVENUE BONDS, SERIES 2003 A-2  
\$21,670,000**

<u>Date</u>	<u>Principal</u>	<u>Int. Rate</u>	<u>Interest</u>	<u>Total P+I</u>
11/01/2008	-	-	690,731.25	690,731.25
05/01/2009	-	-	690,731.25	690,731.25
11/01/2009	-	-	690,731.25	690,731.25
05/01/2010	-	-	690,731.25	690,731.25
11/01/2010	-	-	690,731.25	690,731.25
05/01/2011	-	-	690,731.25	690,731.25
11/01/2011	-	-	690,731.25	690,731.25
05/01/2012	-	-	690,731.25	690,731.25
11/01/2012	-	-	690,731.25	690,731.25
05/01/2013	-	-	690,731.25	690,731.25
11/01/2013	-	-	690,731.25	690,731.25
05/01/2014	-	-	690,731.25	690,731.25
11/01/2014	-	-	690,731.25	690,731.25
05/01/2015	-	-	690,731.25	690,731.25
11/01/2015	-	-	690,731.25	690,731.25
05/01/2016	-	-	690,731.25	690,731.25
11/01/2016	-	-	690,731.25	690,731.25
05/01/2017	625,000.00	6.375%	690,731.25	1,315,731.25
11/01/2017	-	-	670,809.38	670,809.38
05/01/2018	645,000.00	6.375%	670,809.38	1,315,809.38
11/01/2018	-	-	650,250.00	650,250.00
05/01/2019	685,000.00	6.375%	650,250.00	1,335,250.00
11/01/2019	-	-	628,415.63	628,415.63
05/01/2020	735,000.00	6.375%	628,415.63	1,363,415.63
11/01/2020	-	-	604,987.50	604,987.50
05/01/2021	780,000.00	6.375%	604,987.50	1,384,987.50
11/01/2021	-	-	580,125.00	580,125.00
05/01/2022	830,000.00	6.375%	580,125.00	1,410,125.00
11/01/2022	-	-	553,668.75	553,668.75
05/01/2023	885,000.00	6.375%	553,668.75	1,438,668.75
11/01/2023	-	-	525,459.38	525,459.38
05/01/2024	945,000.00	6.375%	525,459.38	1,470,459.38
11/01/2024	-	-	495,337.50	495,337.50
05/01/2025	1,010,000.00	6.375%	495,337.50	1,505,337.50
11/01/2025	-	-	463,143.75	463,143.75
05/01/2026	1,075,000.00	6.375%	463,143.75	1,538,143.75
11/01/2026	-	-	428,878.13	428,878.13
05/01/2027	1,145,000.00	6.375%	428,878.13	1,573,878.13
11/01/2027	-	-	392,381.25	392,381.25
05/01/2028	1,220,000.00	6.375%	392,381.25	1,612,381.25
11/01/2028	-	-	353,493.75	353,493.75
05/01/2029	1,300,000.00	6.375%	353,493.75	1,653,493.75
11/01/2029	-	-	312,056.25	312,056.25

**FIDDLER'S CREEK  
COMMUNITY DEVELOPMENT DISTRICT #2  
SPECIAL ASSESSMENT REVENUE BONDS, SERIES 2003 A-2  
\$21,670,000**

<u>Date</u>	<u>Principal</u>	<u>Int. Rate</u>	<u>Interest</u>	<u>Total P+I</u>
05/01/2030	1,385,000.00	6.375%	312,056.25	1,697,056.25
11/01/2030	-	-	267,909.38	267,909.38
05/01/2031	1,475,000.00	6.375%	267,909.38	1,742,909.38
11/01/2031	-	-	220,893.75	220,893.75
05/01/2032	1,575,000.00	6.375%	220,893.75	1,795,893.75
11/01/2032	-	-	170,690.63	170,690.63
05/01/2033	1,680,000.00	6.375%	170,690.63	1,850,690.63
11/01/2033	-	-	117,140.63	117,140.63
05/01/2034	1,790,000.00	6.375%	117,140.63	1,907,140.63
11/01/2034	-	-	60,084.38	60,084.38
05/01/2035	1,885,000.00	6.375%	60,084.38	1,945,084.38
Total	<u>\$ 21,670,000.00</u>		<u>\$ 27,424,612.58</u>	<u>\$ 49,094,612.58</u>

**Fiddler's Creek # 2**  
**Community Development District**  
**SPECIAL ASSESSMENT REVENUE BONDS, SERIES 2003 B**  
**\$9,905,000**

<u>Date</u>	<u>Principal</u>	<u>Coupon</u>	<u>Interest</u>	<u>Total P+I</u>
11/01/2008	-	-	108,387.50	108,387.50
05/01/2009	-	-	108,387.50	108,387.50
11/01/2009	-	-	108,387.50	108,387.50
05/01/2010	-	-	108,387.50	108,387.50
11/01/2010	-	-	108,387.50	108,387.50
05/01/2011	-	-	108,387.50	108,387.50
11/01/2011	-	-	108,387.50	108,387.50
05/01/2012	-	-	108,387.50	108,387.50
11/01/2012	-	-	108,387.50	108,387.50
05/01/2013	3,770,000.00	5.750%	108,387.50	3,878,387.50
Total	<u>\$3,770,000.00</u>		<u>\$1,083,875.00</u>	<u>\$4,853,875.00</u>

**FIDDLER'S CREEK  
COMMUNITY DEVELOPMENT DISTRICT #2  
SPECIAL ASSESSMENT REVENUE BONDS, SERIES 2004  
\$17,905,000**

<b>Date</b>	<b>Principal</b>	<b>Int. Rate</b>	<b>Interest</b>	<b>Total P+I</b>
11/01/2008	-	-	426,768.75	426,768.75
05/01/2009	145,000.00	6.750%	426,768.75	571,768.75
11/01/2009	-	-	421,875.00	421,875.00
05/01/2010	155,000.00	6.750%	421,875.00	576,875.00
11/01/2010	-	-	416,643.75	416,643.75
05/01/2011	165,000.00	6.750%	416,643.75	581,643.75
11/01/2011	-	-	411,075.00	411,075.00
05/01/2012	180,000.00	6.750%	411,075.00	591,075.00
11/01/2012	-	-	405,000.00	405,000.00
05/01/2013	190,000.00	6.750%	405,000.00	595,000.00
11/01/2013	-	-	398,587.50	398,587.50
05/01/2014	205,000.00	6.750%	398,587.50	603,587.50
11/01/2014	-	-	391,668.75	391,668.75
05/01/2015	215,000.00	6.750%	391,668.75	606,668.75
11/01/2015	-	-	384,412.50	384,412.50
05/01/2016	235,000.00	6.750%	384,412.50	619,412.50
11/01/2016	-	-	376,481.25	376,481.25
05/01/2017	250,000.00	6.750%	376,481.25	626,481.25
11/01/2017	-	-	368,043.75	368,043.75
05/01/2018	265,000.00	6.750%	368,043.75	633,043.75
11/01/2018	-	-	359,100.00	359,100.00
05/01/2019	285,000.00	6.750%	359,100.00	644,100.00
11/01/2019	-	-	349,481.25	349,481.25
05/01/2020	305,000.00	6.750%	349,481.25	654,481.25
11/01/2020	-	-	339,187.50	339,187.50
05/01/2021	325,000.00	6.750%	339,187.50	664,187.50
11/01/2021	-	-	328,218.75	328,218.75
05/01/2022	350,000.00	6.750%	328,218.75	678,218.75
11/01/2022	-	-	316,406.25	316,406.25
05/01/2023	375,000.00	6.750%	316,406.25	691,406.25
11/01/2023	-	-	303,750.00	303,750.00
05/01/2024	400,000.00	6.750%	303,750.00	703,750.00
11/01/2024	-	-	290,250.00	290,250.00
05/01/2025	425,000.00	6.750%	290,250.00	715,250.00
11/01/2025	-	-	275,906.25	275,906.25
05/01/2026	455,000.00	6.750%	275,906.25	730,906.25
11/01/2026	-	-	260,550.00	260,550.00
05/01/2027	490,000.00	6.750%	260,550.00	750,550.00
11/01/2027	-	-	244,012.50	244,012.50
05/01/2028	525,000.00	6.750%	244,012.50	769,012.50
11/01/2028	-	-	226,293.75	226,293.75
05/01/2029	560,000.00	6.750%	226,293.75	786,293.75

**FIDDLER'S CREEK  
COMMUNITY DEVELOPMENT DISTRICT #2  
SPECIAL ASSESSMENT REVENUE BONDS, SERIES 2004  
\$17,905,000**

<b>Date</b>	<b>Principal</b>	<b>Int. Rate</b>	<b>Interest</b>	<b>Total P+I</b>
11/01/2029	-	-	207,393.75	207,393.75
05/01/2030	600,000.00	6.750%	207,393.75	807,393.75
11/01/2030	-	-	187,143.75	187,143.75
05/01/2031	640,000.00	6.750%	187,143.75	827,143.75
11/01/2031	-	-	165,543.75	165,543.75
05/01/2032	685,000.00	6.750%	165,543.75	850,543.75
11/01/2032	-	-	142,425.00	142,425.00
05/01/2033	735,000.00	6.750%	142,425.00	877,425.00
11/01/2033	-	-	117,618.75	117,618.75
05/01/2034	785,000.00	6.750%	117,618.75	902,618.75
11/01/2034	-	-	91,125.00	91,125.00
05/01/2035	840,000.00	6.750%	91,125.00	931,125.00
11/01/2035	-	-	62,775.00	62,775.00
05/01/2036	900,000.00	6.750%	62,775.00	962,775.00
11/01/2036	-	-	32,400.00	32,400.00
05/01/2037	960,000.00	6.750%	32,400.00	992,400.00
<b>Total</b>	<b><u>\$12,645,000.00</u></b>		<b><u>\$16,600,275.00</u></b>	<b><u>\$29,245,275.00</u></b>

**FIDDLER'S CREEK  
COMMUNITY DEVELOPMENT DISTRICT #2  
SPECIAL ASSESSMENT REVENUE BONDS, SERIES 2005  
\$38,850,000**

<b>Date</b>	<b>Principal</b>	<b>Int. Rate</b>	<b>Interest</b>	<b>Total P+I</b>
11/01/2008	-	-	1,165,500.00	1,165,500.00
05/01/2009	495,000.00	6.000%	1,165,500.00	1,660,500.00
11/01/2009	-	-	1,150,650.00	1,150,650.00
05/01/2010	515,000.00	6.000%	1,150,650.00	1,665,650.00
11/01/2010	-	-	1,135,200.00	1,135,200.00
05/01/2011	555,000.00	6.000%	1,135,200.00	1,690,200.00
11/01/2011	-	-	1,118,550.00	1,118,550.00
05/01/2012	590,000.00	6.000%	1,118,550.00	1,708,550.00
11/01/2012	-	-	1,100,850.00	1,100,850.00
05/01/2013	625,000.00	6.000%	1,100,850.00	1,725,850.00
11/01/2013	-	-	1,082,100.00	1,082,100.00
05/01/2014	655,000.00	6.000%	1,082,100.00	1,737,100.00
11/01/2014	-	-	1,062,450.00	1,062,450.00
05/01/2015	695,000.00	6.000%	1,062,450.00	1,757,450.00
11/01/2015	-	-	1,041,600.00	1,041,600.00
05/01/2016	735,000.00	6.000%	1,041,600.00	1,776,600.00
11/01/2016	-	-	1,019,550.00	1,019,550.00
05/01/2017	785,000.00	6.000%	1,019,550.00	1,804,550.00
11/01/2017	-	-	996,000.00	996,000.00
05/01/2018	830,000.00	6.000%	996,000.00	1,826,000.00
11/01/2018	-	-	971,100.00	971,100.00
05/01/2019	880,000.00	6.000%	971,100.00	1,851,100.00
11/01/2019	-	-	944,700.00	944,700.00
05/01/2020	930,000.00	6.000%	944,700.00	1,874,700.00
11/01/2020	-	-	916,800.00	916,800.00
05/01/2021	990,000.00	6.000%	916,800.00	1,906,800.00
11/01/2021	-	-	887,100.00	887,100.00
05/01/2022	1,045,000.00	6.000%	887,100.00	1,932,100.00
11/01/2022	-	-	855,750.00	855,750.00
05/01/2023	1,110,000.00	6.000%	855,750.00	1,965,750.00
11/01/2023	-	-	822,450.00	822,450.00
05/01/2024	1,180,000.00	6.000%	822,450.00	2,002,450.00
11/01/2024	-	-	787,050.00	787,050.00
05/01/2025	1,250,000.00	6.000%	787,050.00	2,037,050.00
11/01/2025	-	-	749,550.00	749,550.00
05/01/2026	1,325,000.00	6.000%	749,550.00	2,074,550.00
11/01/2026	-	-	709,800.00	709,800.00
05/01/2027	1,405,000.00	6.000%	709,800.00	2,114,800.00
11/01/2027	-	-	667,650.00	667,650.00
05/01/2028	1,485,000.00	6.000%	667,650.00	2,152,650.00
11/01/2028	-	-	623,100.00	623,100.00
05/01/2029	1,570,000.00	6.000%	623,100.00	2,193,100.00
11/01/2029	-	-	576,000.00	576,000.00

**FIDDLER'S CREEK  
COMMUNITY DEVELOPMENT DISTRICT #2  
SPECIAL ASSESSMENT REVENUE BONDS, SERIES 2005  
\$38,850,000**

<b>Date</b>	<b>Principal</b>	<b>Int. Rate</b>	<b>Interest</b>	<b>Total P+I</b>
05/01/2030	1,670,000.00	6.000%	576,000.00	2,246,000.00
11/01/2030	-	-	525,900.00	525,900.00
05/01/2031	1,770,000.00	6.000%	525,900.00	2,295,900.00
11/01/2031	-	-	472,800.00	472,800.00
05/01/2032	1,875,000.00	6.000%	472,800.00	2,347,800.00
11/01/2032	-	-	416,550.00	416,550.00
05/01/2033	1,985,000.00	6.000%	416,550.00	2,401,550.00
11/01/2033	-	-	357,000.00	357,000.00
05/01/2034	2,110,000.00	6.000%	357,000.00	2,467,000.00
11/01/2034	-	-	293,700.00	293,700.00
05/01/2035	2,240,000.00	6.000%	293,700.00	2,533,700.00
11/01/2035	-	-	226,500.00	226,500.00
05/01/2036	2,370,000.00	6.000%	226,500.00	2,596,500.00
11/01/2036	-	-	155,400.00	155,400.00
05/01/2037	2,515,000.00	6.000%	155,400.00	2,670,400.00
11/01/2037	-	-	79,950.00	79,950.00
05/01/2038	2,665,000.00	6.000%	79,950.00	2,744,950.00
Total	<u>\$38,850,000.00</u>		<u>\$45,822,600.00</u>	<u>\$84,672,600.00</u>